



UNIVERSITY OF NEW MEXICO BEHAVIORAL HEALTH OPERATIONS

Financial Statements with Supplementary Information

June 30, 2017 and 2016

(With Independent Auditors' Report Thereon)

UNIVERSITY OF NEW MEXICO BEHAVIORAL HEALTH OPERATIONS

Fiscal Year 2017 Official Roster

Board of Trustees

Debbie Johnson Albuquerque, NM	Chairperson (Term expires 6/30/18, Regent appointed)
Jerry McDowell Albuquerque, NM	Vice-Chair (Term expires 7/31/19, Regent appointed)
Christine Glidden Albuquerque, NM	Secretary (Term expires 4/25/20, County appointed)
Aimee Smidt, MD Albuquerque, NM	Member (Term expires 3/28/20, Regent appointed)
Nick Estes Albuquerque, NM	Member (Term expires 3/28/20, County appointed)
Raymond Loretto, DVM Jemez Pueblo	Member (Term expires 1/1/20, All Pueblo Council of Governors – Regent appointed)
A. Joseph Alarid Albuquerque, NM	Member (Term expires 6/30/18, Regent appointed)
Erik Lujan Albuquerque, NM	Member (Term expires 6/10/19, All Pueblo Council of Governors – Regent appointed)

UNIVERSITY OF NEW MEXICO BEHAVIORAL HEALTH OPERATIONS

Fiscal Year 2017 Official Roster

Administrative Officers

Chaouki T. Abdallah	President (Interim) – University of New Mexico
Paul Roth, M.D.	Chancellor – UNM Health Sciences Center Dean, School of Medicine – UNM Health Sciences Center
Steve McKernan	Chief Executive Officer – UNM Hospitals Chief Operating Officer – UNM Health System
Ella Watt	Chief Financial Officer – UNM Hospitals

UNIVERSITY OF NEW MEXICO BEHAVIORAL HEALTH OPERATIONS

Table of Contents

	Page
Independent Auditors' Report	1
Management's Discussion and Analysis	4
Financial Statements:	
Statements of Net Position	15
Statements of Revenues, Expenses, and Changes in Net Position	16
Statements of Cash Flows	17
Notes to Financial Statements	18
Supplementary Information:	
Schedule 1 – Comparison of Budgeted and Actual Revenues and Expenses	37
Schedule 2 – Indigent Care Cost and Funding Report	38
Schedule 3 – Calculations of Cost of Providing Indigent Care	39
Required Supplementary Information:	
Schedule 4 – Schedule of the Center's Proportionate Share of the Net Pension Liability	40
Schedule 5 – Schedule of Center Contributions	41
Report of Independent Auditors on Internal Control over Financial Reporting and on Compliance and Other Matters Based on an Audit of Financial Statements Performed in Accordance with <i>Government Auditing Standards</i>	42
Schedule of Findings and Responses	44
Summary Schedule of Prior Audit Findings	45
Exit Conference	46



KPMG LLP
Two Park Square, Suite 700
6565 Americas Parkway, N.E.
Albuquerque, NM 87110-8179

Independent Auditors' Report

The University of New Mexico Health Sciences Center
Board of Trustees and
Mr. Timothy Keller, New Mexico State Auditor:

Report on the Financial Statements

We have audited the accompanying financial statements of the University of New Mexico Behavioral Health Operations (the Center), a division of the University of New Mexico, State of New Mexico, operated by the University of New Mexico Health Sciences Center Clinical Operations, organized as the University of New Mexico Behavioral Health Operations, which comprise the statement of net position as of June 30, 2017, and the related statements of revenues, expenses, and changes in net position and cash flows for the year then ended, and the related notes to the financial statements, which collectively comprise the Center's basic financial statements for the year then ended as listed in the table of contents.

Management's Responsibility for the Financial Statements

Management is responsible for the preparation and fair presentation of these financial statements in accordance with U.S. generally accepted accounting principles; this includes the design, implementation, and maintenance of internal control relevant to the preparation and fair presentation of financial statements that are free from material misstatement, whether due to fraud or error.

Auditors' Responsibility

Our responsibility is to express an opinion on these financial statements based on our audit. We conducted our audit in accordance with auditing standards generally accepted in the United States of America and the standards applicable to financial audits contained in *Government Auditing Standards*, issued by the Comptroller General of the United States. Those standards require that we plan and perform the audit to obtain reasonable assurance about whether the financial statements are free from material misstatement.

An audit involves performing procedures to obtain audit evidence about the amounts and disclosures in the financial statements. The procedures selected depend on the auditors' judgment, including the assessment of the risks of material misstatement of the financial statements, whether due to fraud or error. In making those risk assessments, the auditor considers internal control relevant to the entity's preparation and fair presentation of the financial statements in order to design audit procedures that are appropriate in the circumstances, but not for the purpose of expressing an opinion on the effectiveness of the entity's internal control. Accordingly, we express no such opinion. An audit also includes evaluating the appropriateness of accounting policies used and the reasonableness of significant accounting estimates made by management, as well as evaluating the overall presentation of the financial statements.

We believe that the audit evidence we have obtained is sufficient and appropriate to provide a basis for our audit opinion.

Opinion

In our opinion, the financial statements referred to above present fairly, in all material respects, the financial position of the Center as of June 30, 2017, and the changes in its financial position and its cash flows for the year then ended in accordance with U.S. generally accepted accounting principles.



Emphasis of Matter

As discussed in Note 1, the financial statements present only the Center and do not purport to, and do not, present fairly the financial position of the University of New Mexico, as of June 30, 2017, the changes in its financial position or its cash flows for the year then ended in accordance with U.S. generally accepted accounting principles. Our opinion is not modified with respect to this matter.

Other Matters

2016 Financial Statements

The accompanying financial statements of the Center as of and for the year ended June 30, 2016 were audited by other auditors whose report thereon dated October 21, 2016, expressed an unmodified opinion on those financial statements.

Required Supplementary Information

U.S. generally accepted accounting principles require that the management's discussion and analysis on pages 4–14, the schedule of the Center's proportionate share of the net pension liability (schedule 4), and the schedule of Center contributions (schedule 5) be presented to supplement the basic financial statements. Such information, although not a part of the basic financial statements, is required by the Governmental Accounting Standards Board who considers it to be an essential part of financial reporting for placing the basic financial statements in an appropriate operational, economic, or historical context. We have applied certain limited procedures to the required supplementary information in accordance with auditing standards generally accepted in the United States of America, which consisted of inquiries of management about the methods of preparing the information and comparing the information for consistency with management's responses to our inquiries, the basic financial statements, and other knowledge we obtained during our audit of the basic financial statements. We do not express an opinion or provide any assurance on the information because the limited procedures do not provide us with sufficient evidence to express an opinion or provide any assurance.

Supplementary and Other Information

Our audit for the year ended June 30, 2017 was conducted for the purpose of forming an opinion on the financial statements that collectively comprise the Center's 2017 basic financial statements. The accompanying comparison of budgeted and actual revenues and expenses (schedule 1), indigent care cost and funding report (schedule 2), and calculations of cost of providing indigent care (schedule 3) are presented for purposes of additional analysis and are not a required part of the basic financial statements.

The comparison of budgeted and actual revenues and expenses (schedule 1), indigent care cost and funding report (schedule 2), and calculations of cost of providing indigent care (schedule 3) for the year ended June 30, 2017 are the responsibility of management and were derived from and relate directly to the underlying accounting and other records used to prepare the 2017 basic financial statements, except for the information marked as unaudited. Such information, except for the information marked as unaudited, has been subjected to the auditing procedures applied in the audit of the 2017 basic financial statements and certain additional procedures, including comparing and reconciling such information directly to the underlying accounting and other records used to prepare the 2017 basic financial statements or to the 2017 basic financial statements themselves, and other additional procedures in accordance with auditing standards generally accepted in the United States of America. In our opinion, the comparison of budgeted and actual revenues and expenses (schedule 1), indigent care cost and funding report (schedule 2), and calculations of cost of providing indigent care (schedule 3) are fairly stated, in all material respects, in relation to the 2017 basic financial statements as a whole, except for the information marked as unaudited in the accompanying indigent care cost and funding report (schedule 2), and calculations of cost of providing indigent care (schedule 3).



The information that is marked as unaudited in the accompanying indigent care cost and funding report (schedule 2) and calculations of cost of providing indigent care (schedule 3) has not been subjected to the auditing procedures applied in the audit of the basic financial statements, and accordingly, we do not express an opinion or provide any assurance on it.

Other Reporting Required by *Government Auditing Standards*

In accordance with *Government Auditing Standards*, we have also issued our report dated November 27, 2017 on our consideration of the Center's internal control over financial reporting and on our tests of its compliance with certain provisions of laws, regulations, contracts, and grant agreements and other matters. The purpose of that report is solely to describe the scope of our testing of internal control over financial reporting and compliance and the results of that testing, and not to provide an opinion on the effectiveness of the Center's internal control over financial reporting or on compliance. That report is an integral part of an audit performed in accordance with *Government Auditing Standards* in considering Center's internal control over financial reporting and compliance.

KPMG LLP

Albuquerque, New Mexico
November 27, 2017

UNIVERSITY OF NEW MEXICO BEHAVIORAL HEALTH OPERATIONS

Management's Discussion and Analysis

June 30, 2017 and 2016

The University of New Mexico (UNM) Behavioral Health Operations management's discussion and analysis includes the UNM Psychiatric Center (Adult Center) and the UNM Children's Psychiatric Center (Children's Center), collectively, the Center. The annual financial report presents management's discussion and analysis of the financial performance of the Center during the fiscal years ended June 30, 2017 and 2016. This discussion should be read in conjunction with the accompanying financial statements and notes. Management has prepared the financial statements and the related note disclosures along with this discussion and analysis. As such, the financial statements, notes, and this discussion are the responsibility of the Center's management.

Using the Annual Financial Report

This annual report consists of financial statements prepared in accordance with Governmental Accounting Standards Board (GASB) Statement No. 34, *Basic Financial Statements – and Management's Discussion and Analysis – for State and Local Governments*, as amended.

The financial statements prescribed by GASB 34 (the statements of net position, statements of revenues, expenses, and changes in net position, and the statements of cash flows) present financial information in a form similar to that used by commercial corporations. They are prepared under the accrual basis of accounting, whereby revenues and assets are recognized when the service is provided, and expenses and liabilities are recognized when others provide the service or goods are received, regardless of when cash is exchanged.

The statements of net position include all assets and liabilities. Overtime, increases or decreases in net position (the difference between assets and liabilities) is one indicator of the improvement or erosion of the Center's financial health when considered with nonfinancial facts such as patient statistics and the condition of facilities. This statement includes all assets and liabilities using the accrual basis of accounting, which is consistent with the accounting method used by nongovernmental hospitals and healthcare organizations.

The statements of revenues, expenses, and changes in net position present the revenues earned and expenses incurred during the year. Activities are reported as either operating or nonoperating. A psychiatric center's dependency on state and local aid can result in an operating deficit since the financial reporting model classifies such aid as nonoperating revenues, which is the case with the State appropriation and County mill levy received by the Center. The utilization of capital assets is reflected in the financial statements as depreciation, which amortizes the cost of an asset over its expected useful life.

The statements of cash flows present information related to cash inflows and outflows summarized by operating, capital, and noncapital financing activities.

Overview of Entity

The Center offers both a comprehensive range of inpatient and outpatient services to the community. The following summarizes the healthcare services offered by the Center.

Inpatient Care – Care is provided by practitioners in 32 General Adult beds, 15 Geriatric beds, and 35 Pediatric beds.

Outpatient Care – The Center offers a large range of outpatient services including a medical home for high needs mental health patients, addiction services, psychosocial rehabilitation, as well as community-based services. In addition, the Adult Psychiatric Center also provides Electroconvulsive Therapy, Trans-cranial Magnetic Stimulation, and Assertive Community Treatment. The Children's Psychiatric Center provides

UNIVERSITY OF NEW MEXICO BEHAVIORAL HEALTH OPERATIONS

Management's Discussion and Analysis

June 30, 2017 and 2016

outpatient services to children and adolescents including evaluation, medication management, and community-based services, as well as specialized treatment approaches like Multi-Systemic Therapy.

Emergency Care – The Center also offers the State's only dedicated Psychiatric Emergency Department for both adult and pediatric patients providing evaluation and stabilization services on a 24-hour seven-day a week basis.

Financial Summary

Condensed summary of net position

	June 30		
	2017	2016	2015
Assets:			
Current assets	\$ 9,252,245	9,842,421	10,693,320
Capital assets	9,740,490	8,950,998	8,259,107
Noncurrent assets	8,962,465	10,464,633	11,217,487
Total assets	\$ 27,955,200	29,258,052	30,169,914
Deferred outflows:			
Total deferred outflows of resources	\$ 255,178	269,677	178,603
Liabilities:			
Current liabilities	\$ 11,156,004	10,145,250	6,285,448
Noncurrent liabilities	3,292,670	2,924,809	3,679,051
Total liabilities	\$ 14,448,674	13,070,059	9,964,499
Deferred inflows:			
Total deferred inflows of resources	\$ 369,145	906,541	655,095
Net position:			
Net investment in capital assets	\$ 9,740,490	8,950,998	8,259,107
Restricted	196,127	186,478	175,603
Unrestricted	3,455,942	6,413,653	11,294,213
Total net position	\$ 13,392,559	15,551,129	19,728,923

At June 30, 2017, the Center's total assets were \$28.0 million, compared to \$29.3 million at June 30, 2016 and \$30.2 million at June 30, 2015. The Center's largest asset is investment in capital assets in the amount of \$9.7 million at June 30, 2017, \$9.0 million at June 30, 2016, and \$8.3 million at June 30, 2015 followed by related-party receivable due from affiliates in the amount of \$9.0 million at June 30, 2017, compared to \$10.5 million and \$11.2 million at June 30, 2016 and 2015, respectively. The University of New Mexico Hospital (the Hospital) manages all cash receipts and disbursements on behalf of the Center. The noncurrent asset represents the related-party receivable between the Hospital and the Center for the intercompany cash transactions. In fiscal years 2017 and 2016, current liabilities exceeded current assets by \$1.9 million and

UNIVERSITY OF NEW MEXICO BEHAVIORAL HEALTH OPERATIONS

Management's Discussion and Analysis

June 30, 2017 and 2016

\$303,000, respectively. The Center's current assets were sufficient to cover current liabilities in fiscal year 2015.

The Center's current liabilities increased by \$1.0 million from June 30, 2016 to June 30, 2017, and increased by \$3.9 million from June 30, 2015 to June 30, 2016. The increase during 2017 was primarily the result of accruals associated with the roofing replacement construction project as well as a liability for overpayment of Medicare laboratory claims associated with an incorrect CPT code.

The Center's noncurrent liabilities increased by \$370,000 from June 30, 2016 to June 30, 2017, and decreased by \$750,000 from June 30, 2015 to June 30, 2016. The increase in 2017 is attributable to the net pension liability. The decrease during 2016 was primarily attributed to the termination of the Other Post Employment Benefit Plan (OPEB) as of December 31, 2015.

Total net position decreased by \$2.2 million to \$13.4 million at June 30, 2017, which reflects an operating loss of \$23.2 million, offset by nonoperating net revenues of \$21.0 million. At June 30 2017, unrestricted net position totaled \$3.5 million while total net position was \$13.4 million.

Total net position decreased by \$4.2 million to \$15.5 million at June 30, 2016, which reflects an operating loss of \$26.1 million, offset by nonoperating net revenues of \$21.3 million and a special item related to the gain on the termination of OPEB of \$616,000. Unrestricted net position totaled \$6.4 million while total net position was \$15.5 million at June 30, 2016.

Condensed summary of revenues, expenses, and changes in net position

	Year ended June 30		
	2017	2016	2015
Total operating revenues	\$ 30,329,481	25,905,626	33,287,707
Total operating expenses	<u>(53,485,843)</u>	<u>(52,012,800)</u>	<u>(51,691,504)</u>
Operating loss	(23,156,362)	(26,107,174)	(18,403,797)
Nonoperating revenues and expenses and other revenues	<u>20,997,792</u>	<u>21,313,161</u>	<u>20,965,620</u>
(Decrease) increase in net position, before special item	(2,158,570)	(4,794,013)	2,561,823
Special Item (gain on reversal of OPEB Liability)	<u>—</u>	<u>616,219</u>	<u>—</u>
(Decrease) increase in net position	<u>(2,158,570)</u>	<u>(4,177,794)</u>	<u>2,561,823</u>
Net position, beginning of year	15,551,129	19,728,923	20,787,909
Impact of change in accounting pronouncement	<u>—</u>	<u>—</u>	<u>(3,620,809)</u>
Net position, beginning of year as restated	<u>15,551,129</u>	<u>19,728,923</u>	<u>17,167,100</u>
Net position, end of year	\$ <u><u>13,392,559</u></u>	<u><u>15,551,129</u></u>	<u><u>19,728,923</u></u>

UNIVERSITY OF NEW MEXICO BEHAVIORAL HEALTH OPERATIONS

Management's Discussion and Analysis

June 30, 2017 and 2016

Operating Revenues

The sources of operating revenues for the Center include net patient service, contracts and grants, and other operating (ancillary services) revenues, with the most significant source being net patient service revenues. Operating revenues were \$30.3 million, \$25.9 million, and \$33.3 million for the years ended June 30, 2017, 2016, and 2015, respectively.

Net patient service revenue comprises gross patient service revenue net of contractual allowances, charity care, provision for doubtful accounts, and any third-party settlements. Net patient service revenues were \$29.0 million, \$24.7 million, and \$31.8 million for 2017, 2016, and 2015, respectively.

Net patient service revenues for 2017 of \$29.0 million increased \$4.3 million from \$24.7 million in 2016, which represents a 17.5% increase. In 2017, the primary factors that caused the increase in net patient service revenue were an increase in inpatient days of 59, an increase in outpatient visits of 12,012 (8.4%), as well as the Center not having a recurring Medicaid Disproportionate Share (DSH) refund. In fiscal year 2017, the Center opened a new clinic to provide primary care services to behavioral patients.

Net patient service revenues for 2016 of \$24.7 million decreased \$7.1 million from \$31.8 million in 2015, which represents a 22% decrease. The primary factor that caused the decrease was a change in estimate for fiscal 2015's Medicaid DSH reimbursement. DSH hospital reimbursement was enacted and put into regulation to assist hospitals with the burden of uncompensated care costs incurred for rendering services to both Medicaid and uninsured patients. Furthermore, no further DSH was expected nor accrued during fiscal year 2016.

The Affordable Care Act (ACA) through the Health Insurance Exchange and expansion of Medicaid in New Mexico has significantly reduced the uninsured patient population for the Center. Given the estimated reduction of net uncompensated care costs for uninsured and Medicaid patients during fiscal 2015 upon which DSH payments would be based, the amount of \$2.1 million recognized for DSH during fiscal 2015 was refunded in fiscal 2016 as a change in estimate. If the Hospital had not refunded DSH in fiscal 2016, net patient service revenue would have been \$26.8 million compared to \$24.7 million in fiscal 2016.

An additional factor in the decrease of net patient services revenues in fiscal year 2016 was related to a decrease in patient days of 884 (4%) and patient discharges by 52 (2%) from the prior year.

Patient days and visits are important statistics for the Center and are presented below:

	Year ended June 30		
	2017	2016	2015
Inpatient days – Adult Psychiatric Center	13,632	13,590	13,808
Inpatient days – Children's Psychiatric Center	9,669	9,652	10,318
Total inpatient days	23,301	23,242	24,126
Discharges	2,591	2,267	2,319
Outpatient visits	154,899	142,887	146,576

UNIVERSITY OF NEW MEXICO BEHAVIORAL HEALTH OPERATIONS

Management's Discussion and Analysis

June 30, 2017 and 2016

For the year ended June 30, 2017, patient days increased by 59 from 2016. Outpatient visits increased 12,012 or 8% from 2016 to 2017 as a result of filling vacancies of licensed professionals who provide outpatient services. In 2016, inpatient days for both adult and children decreased by 884 days or 4% from 2015 as a result of other units being opened and expanded within the community by other organizations. Discharges decreased from 2015 to 2016 as a result of the same factors described for patient days. Total outpatient visits also decreased in 2016 compared to 2015 as a result of vacancies and shortages in the licensed professionals who provide the outpatient services.

The Center also provides charity care to those individuals who meet certain criteria. Charges foregone based on estimated rates, and the related estimated costs and expenses incurred to provide charity care are as follows:

	2017	2016	2015
Charges foregone, based on established rates	\$ 8,756,334	10,497,000	3,937,000
Estimated costs and expenses incurred to provide charity care	6,394,150	8,291,740	2,935,000
Equivalent percentage of charity care charges foregone to total gross revenue	12%	16%	6%

The decrease in charity care during fiscal year 2017 is attributable to fewer patients with UNM Care as primary coverage and an increase in usage of UNM Care as secondary coverage to Medicaid, Medicare and Health Insurance Exchange plans for copayments, coinsurance, and deductibles.

The increase in charity care during fiscal year 2016 as compared to fiscal year 2015 is due to the delay in the timing for charity care determinations during 2015 resulting in the recognition of charity impacting 2016 rather than in the year the patient care services were provided.

The Center continues to offer a financial assistance program called UNM Care to which all eligible patients are encouraged to apply. This program assigns patients primary care providers and enables them to receive care throughout the Center and at all clinic locations. This program is available to Bernalillo County residents who also meet certain income and asset thresholds. Patients applying for coverage under UNM Care must apply for coverage under the New Mexico Health Insurance Exchange (the Exchange), if eligible. Patients may continue to receive UNM Care until they receive Medicaid eligibility or notification of coverage under the Exchange. Patients certified under Medicaid or the Exchange may continue to qualify for UNM Care as a secondary coverage for copays and deductibles if they meet the income guidelines. If a patient has access to insurance coverage under the Exchange, or through other coverage options, such as an employer or spouse the patient would be expected to obtain coverage through that source prior to eligibility for UNM Care. The Center uses the same sliding income scale as the ACA to determine if insurance coverage is considered affordable. If coverage is determined not affordable, patients may be granted a hardship waiver, and would not be required to pursue coverage under the exchange. These patients would qualify for UNM Care.

As of June 30, 2017, 2016, and 2015, there were approximately 6,700, 6,800, and 7,000 active enrollees, respectively, in UNM Care. The income threshold for UNM Care is 300% of the Federal Poverty Level (FPL), and patients may apply for this program at various locations throughout the Center and various community

UNIVERSITY OF NEW MEXICO BEHAVIORAL HEALTH OPERATIONS

Management's Discussion and Analysis

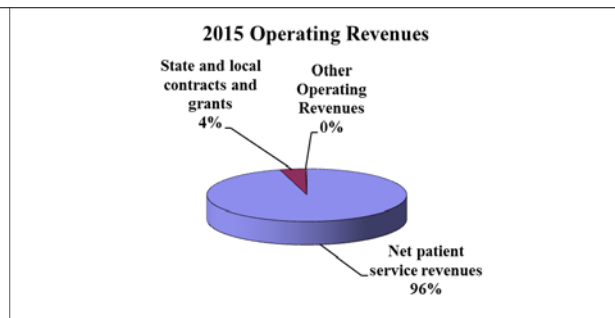
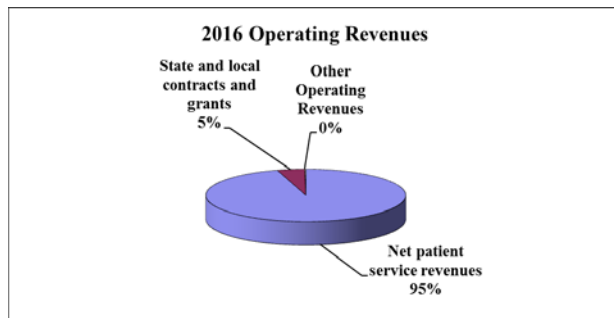
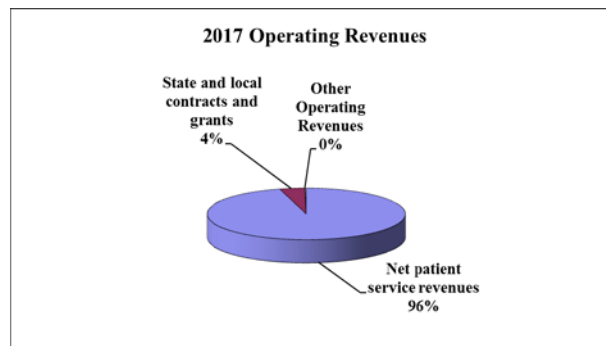
June 30, 2017 and 2016

locations. The Center does not pursue collection of amounts determined to qualify as charity care, with the exception of copayments.

The Medicare Recovery Audit Contract (RAC) program was created through the Medicare Modernization Act of 2003 (MMA). This is a program to review healthcare claims in order to identify and recover inappropriate payments made to providers for fee-for-service Medicare. The RAC program encompassing New Mexico became effective in March 2009, with Cotiviti Healthcare formerly known as Connolly Consulting, as the current contractor.

Currently, the RAC contractor can request up to two records every 45 days for the Center. Claims can be requested for up to three (3) years after the payment date. Since inception of the RAC program, the Center has received requests for 55 records, representing approximately \$677,000 in Medicare payments. A total of \$645,000 in records have been reviewed and approved and \$33,000 was denied. There were no RAC requests during the fiscal years ended June 30, 2017 and 2016.

The following pie charts depict the operating revenue mix for the years ended June 30, 2017, 2016, and 2015:




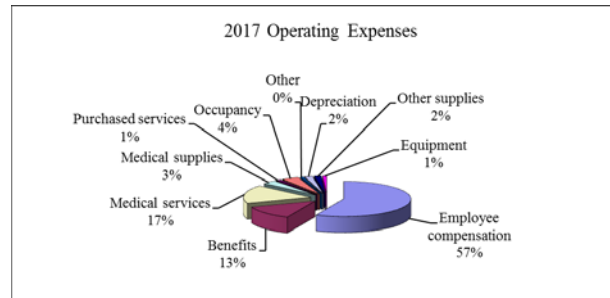
UNIVERSITY OF NEW MEXICO BEHAVIORAL HEALTH OPERATIONS

Management's Discussion and Analysis

June 30, 2017 and 2016

Operating Expenses

The following pie charts depict the distribution of the operating expenses for the Center for the years ended June 30, 2017, 2016, and 2015:



Operating expenses for 2017, including depreciation of \$1.0 million, totaled \$53.5 million. Overall expenses increased \$1.5 million compared with the prior year. Employee compensation/benefits increased 3% (\$973,600), occupancy increased 29% (\$493,000), medical supplies increased 9% (\$144,200), purchased services increased 41% (\$177,900 million), and equipment decreased 37% (\$310,700) from fiscal year 2016 to 2017. Employee compensation increased due to merit-based pay increases awarded throughout fiscal year 2016 on employees' anniversary dates. These averaged between 2–3.2% for employees whose performance was determined to be satisfactory or higher. The full impact of these increases is reflected in the fiscal year 2017 compensation and benefits. The increase in occupancy expense is for building repairs and maintenance associated with the aging of the facilities and includes repairs for plumbing, sprinkler system, roof and walkway repairs as well as the demolition of one of the cottages at the Children's Psychiatric Center due to its condition. Medical supplies increased as a result of increased outpatient volumes as well as increased costs of pharmaceuticals. Purchased services increased due to a nonrecurring expense reduction associated with billing and collection services outsourced during the conversion to the new billing system in August 2015. Equipment decreased due to fewer noncapital equipment purchases.

Operating expenses for 2016, including depreciation of \$966,400 totaled \$52 million. Overall expenses remained consistent with the prior year. Employee compensation increased 4% (\$1,147,000), medical services increased 1% (\$86,000), medical supplies decreased 17% (\$329,000), and purchased services decreased 71% (\$1.1 million) from fiscal year 2015 to 2016. Employee compensation increased due to the 2.7% employee wage increase that was awarded in May and June of 2015 and the merit-based increases awarded throughout fiscal year 2016 on employees' anniversary dates. Medical services increased as a result of increased support

UNIVERSITY OF NEW MEXICO BEHAVIORAL HEALTH OPERATIONS

Management's Discussion and Analysis

June 30, 2017 and 2016

of resident programs. Medical supplies decreased primarily as a result of a reduction in lab tests. Purchased services decreased as a result of increased internal capacity to perform patient financial collecting activities following implementation of a new billing system that went live in August of 2015. During fiscal year 2015, when the new billing system was being implemented, it required additional dedicated resources, which reduced capacity for day-to-day operations. The implementation was completed in early fiscal year 2016, which allowed for a reallocation of resources for day-to-day operations.

Nonoperating Revenues and Expenses

Revenue from the Bernalillo County mill levy was the most significant source of nonoperating revenue, totaling \$14.5 million in 2017, \$14.4 million in 2016, and \$14.0 million in 2015. The Memorandum of Understanding with Bernalillo County stipulates at least twelve percent (12%) and up to fifteen percent (15%) of the Mill Levy revenue will be allocated to the operation and maintenance of the Mental Health Center and associated behavioral health and substance abuse treatment services that are offered by the Hospital and the Mental Health Center. During the fiscal years ended June 30, 2017 and 2016, the percentage allocated to the Center was the maximum of 15%. The state appropriation was the next most significant nonoperating revenue source totaling \$6.8 million in 2017, \$7.2 million in 2016, and \$7.3 million in 2015. The state appropriation is provided to the Center to fulfill its mission to the State of New Mexico. In 1975, the Center was created by state statute under the authority of the State of New Mexico to supply what were deemed as necessary services to improve the mental health and well-being of New Mexico's children and adolescents through inpatient services at the Center, at school sites, and at patients' homes. The appropriation also funds the operation of the Mimbres School, a state-supported, on-site school. During the 2016 Legislative Session, the State reduced the state appropriation for fiscal year 2017 by 2.43% and the state appropriation for fiscal year 2016 by 0.60% (\$43,800). During the 2016 Special Session, the State enacted an additional reduction of 5% for fiscal year 2017 state appropriation. The fiscal year 2017 impact for both of these cuts was a reduction of 6.75% (\$489,400). In fiscal year 2015, the state appropriation was increased by \$318,000 (4.6%) during the regular session of the New Mexico legislature for Education Retirement Funding and salary increases.

Nonoperating revenue for fiscal year ended June 30, 2017 included \$11,500 in bequests and contributions. Nonoperating revenue for fiscal year ended June 30, 2016 included \$15,600 in bequests and contributions.

UNIVERSITY OF NEW MEXICO BEHAVIORAL HEALTH OPERATIONS

Management's Discussion and Analysis

June 30, 2017 and 2016

Capital Assets

At June 30, 2017, the Center had \$23.5 million invested in capital assets, less accumulated depreciation of \$13.8 million. Depreciation charges for the year totaled \$1.0 million compared to \$966,000 and \$968,000 in 2016 and 2015, respectively.

	June 30		
	2017	2016	2015
Land and improvements	\$ 1,386,407	1,386,407	1,185,024
Building and improvements	13,229,760	12,809,919	12,809,919
Building service equipment	5,320,580	4,622,299	4,201,384
Major moveable equipment	1,303,841	2,047,385	1,992,445
Fixed equipment	567,142	554,679	554,679
Construction in progress	1,740,518	1,174,369	281,290
	<u>23,548,248</u>	<u>22,595,058</u>	<u>21,024,741</u>
Less accumulated depreciation	<u>(13,807,758)</u>	<u>(13,644,060)</u>	<u>(12,765,634)</u>
Net property and equipment	<u>\$ 9,740,490</u>	<u>8,950,998</u>	<u>8,259,107</u>

During the year ended June 30, 2017, the Center's capital expenditures included several improvement projects including a renovation on the second floor of the Adult facility to turn existing space into a new primary care outpatient clinic (iCope) and improvements for the physician access line transfer center. At the end of fiscal year 2017, the most significant projects in progress were roofing replacements for the Adult Hospital due to significant aging of the facility.

During the year ended June 30, 2016, the Center's capital expenditures included improvements to the children's facility courtyard for safety reasons, and to improve the drainage system of the area. This project allowed children in the intensive care units to be able to go outside in a safe and enjoyable environment. The correction of the drainage system also allowed the Center to convert an art room into a multipurpose room that is now being used for children's art time and occupational learning and assessment. The children's facility also replaced the emergency generator to ensure power during power outages. At the end of fiscal year 2016, several improvement projects were in progress, which includes a renovation on the second floor of the Adult facility to turn existing space into a new primary care outpatient clinic, and a project to rehabilitate a part of the second floor for a counseling room to support the Center's Adolescent Counseling Program at the Addictions and Substance Abuse programs building.

Change in Net Position

Total net position (assets plus deferred outflows minus liabilities minus deferred inflows) is classified by the Center's ability to use these assets to meet operating needs. Total net position can be unrestricted or restricted. Unrestricted net position for the Center may be used to meet all operating needs of the Center. Restricted net position is generated by donations and gifts and is further classified as to the purpose for which it must be used. The Center's total change in net position reflected a net decrease of approximately \$2.2 million in 2017 and a net decrease of \$4.2 million in 2016.

UNIVERSITY OF NEW MEXICO BEHAVIORAL HEALTH OPERATIONS

Management's Discussion and Analysis

June 30, 2017 and 2016

Factors Impacting Future Periods

On August 7, 2017, Centers for Medicare & Medicaid Services (CMS) released the fiscal year 2018 Inpatient Psychiatric Facilities (IPF) Prospective Payment System (PPS) Final Rule. The IPF PPS rates will reflect a market basket increase of 2.6%, less a 0.6% productivity reduction, and an additional market basket reduction of 0.75% as mandated under the ACA. The increase to the Center would be an estimated \$9,000.

On July 13, 2017, CMS issued the proposed calendar year 2018 Outpatient Prospective Payment (OPPS) rule. CMS proposed to raise the base OPPS Payment rate by a market basket increase of 2.9%, less a productivity adjustment of 0.4% and 0.75% for reductions required under ACA. For hospitals that do not report the required quality measures identified by CMS, the update will be decreased by 2.0% age points, to -0.25%. The Center does report quality measures so no reduction is anticipated. This proposed rule is expected to increase the Center's OPPS reimbursement by \$9,000. The proposed OPPS rule has also proposed to decrease the reimbursement for drugs acquired through the Office of Pharmacy Affairs Section 340B drug program. For separately payable 340B Drugs, CMS is proposing to decrease reimbursement from Average Wholesale Price (AWP) plus 6% to AWP less 22.5%. The estimated impact of this proposed reduction on the Center is a decrease in reimbursement of \$205,000. On August 21, 2017, the CMS Advisory Panel on Hospital Outpatient Payment issued a recommendation that CMS not finalize the proposal to decrease the payment rate on 340B purchased drugs and to collect data from public comment and other sources about the impact of the proposal and how CMS intends to shift the savings if the cut were implemented.

The Bernalillo County mill levy that the Center receives is based on property values. It is possible that the amount of the mill levy may remain flat or potentially decrease as a result of reduced property values and slowdowns in the building construction industry. The voters approved the renewal of the mill levy in the November 2016 election. The mill levy is subject to approval by the Bernalillo County voters every eight years, and it will be up for renewal in the November 2024 election.

The Center's facilities are leased from Bernalillo County (the County) by UNM under the 1999 lease agreement, as described under note 1 to the financial statements. Section IV. Term of this agreement provides for either party to the lease to reopen the terms and conditions by giving notices in the first three months of 2006, 2014, 2022, 2030, and 2038. On March 25, 2014, the County Commission approved Administrative Resolution AR 2014-21 to open negotiations with UNM on the lease agreement and to establish a taskforce to provide healthcare expertise to the County in support of the negotiations. The Center continues to work with the County and Indian Health Services (IHS) to finalize negotiations on the lease agreement. Agreement has not been finalized; however, the primary requests the Center will likely implement are: increased transparency in data reporting that includes quality reporting and national benchmarks, expansion of funding to the Pathways program by approximately \$400,000 per year to focus on patient navigation service and staffing of a reentry center for inmates released from the Metropolitan Detention Center (MDC), and program expansion of the Center's case management service for patients released from the MDC to connect them to Pathways program navigators. The Center continues to discuss with the County and IHS and to consider other programs based on identified needs of patients.

The Center will also see an additional reduction in state appropriations in fiscal year 2018 of \$67,600 or 1.0% that was passed in February of 2017 to assist with the State budget shortfalls.

ABC SAMPLE COMPANY
(A Wholly Owned Subsidiary of ABC Corporation)
Management Section
December 31, 2013 and 2012

Contacting the Center's Financial Management

This financial report is designed to provide the Center's patients, suppliers, taxpayers, and creditors with a general overview of the Center's finances and to show the Center's accountability for the money it receives. If you have questions about this report or need additional financial information, contact the UNM Hospital's Finance and Accounting Department, Attn.: Controller, P.O. Box 80600, Albuquerque, NM 87198-0600.

UNIVERSITY OF NEW MEXICO BEHAVIORAL HEALTH OPERATIONS

Statements of Net Position

June 30, 2017 and 2016

Assets	2017	2016
	<u> </u>	<u> </u>
Current assets:		
Cash and cash equivalents	\$ 3,507	3,317
Receivables:		
Patient (net of allowance for doubtful accounts and contractual adjustments of approximately \$16,771,000 in 2017 and \$15,272,000 in 2016)	3,082,396	3,235,545
Contracts and grants	6,400	4,125
Estimated third-party payor settlements	5,608,818	6,142,443
Bernalillo County mill levy	234,155	260,954
Due from University of New Mexico Medical Group	48,417	45,035
Total net receivables	<u>8,980,186</u>	<u>9,688,102</u>
Inventories	156,497	148,528
Prepaid expenses	<u>112,055</u>	<u>2,474</u>
Total current assets	<u>9,252,245</u>	<u>9,842,421</u>
Noncurrent assets:		
Due from affiliates	8,962,465	10,464,633
Capital assets, net	<u>9,740,490</u>	<u>8,950,998</u>
Total noncurrent assets	<u>18,702,955</u>	<u>19,415,631</u>
Total assets	<u>\$ 27,955,200</u>	<u>29,258,052</u>
Deferred Outflows		
Total deferred outflows related to pensions	\$ 255,178	269,677
Liabilities		
Current liabilities:		
Accounts payable	\$ 2,552,859	1,387,308
Due to University of New Mexico	1,661,815	2,516,499
Accrued compensation and benefits	2,919,390	2,906,701
Estimated third-party payor settlements	<u>4,021,940</u>	<u>3,334,742</u>
Total current liabilities	<u>11,156,004</u>	<u>10,145,250</u>
Noncurrent liabilities:		
Net pension liability	<u>3,292,670</u>	<u>2,924,809</u>
Total noncurrent liabilities	<u>3,292,670</u>	<u>2,924,809</u>
Total liabilities	<u>\$ 14,448,674</u>	<u>13,070,059</u>
Deferred Inflows		
Total deferred inflows related to pensions	\$ 369,145	906,541
Net Position		
Net investment in capital assets	\$ 9,740,490	8,950,998
Restricted for expendable grants, bequests, and contributions	196,127	186,478
Unrestricted	<u>3,455,942</u>	<u>6,413,653</u>
Total net position	<u>\$ 13,392,559</u>	<u>15,551,129</u>

See accompanying notes to financial statements.

UNIVERSITY OF NEW MEXICO BEHAVIORAL HEALTH OPERATIONS

Statements of Revenues, Expenses, and Changes in Net Position

Years ended June 30, 2017 and 2016

	<u>2017</u>	<u>2016</u>
Operating revenues:		
Net patient service	\$ 29,034,894	24,710,386
State and local contracts and grants	1,245,885	1,150,986
Other operating revenues	<u>48,702</u>	<u>44,254</u>
Total operating revenues	<u>30,329,481</u>	<u>25,905,626</u>
Operating expenses:		
Employee compensation	30,329,065	29,541,940
Benefits	6,793,659	6,607,212
Medical services	8,976,077	8,892,604
Medical supplies	1,770,881	1,626,633
Occupancy	2,215,947	1,722,908
Depreciation	1,036,667	966,378
Other supplies	886,548	873,545
Purchased services	612,706	434,835
Equipment	530,699	841,437
Other	<u>333,594</u>	<u>505,308</u>
Total operating expenses	<u>53,485,843</u>	<u>52,012,800</u>
Operating loss	<u>(23,156,362)</u>	<u>(26,107,174)</u>
Nonoperating revenues (expenses):		
Bernalillo County mill levy	14,495,259	14,377,402
State general fund and other state fund appropriations	6,759,800	7,249,199
Bequests and contributions	11,508	15,612
Other nonoperating expense	<u>(268,775)</u>	<u>(329,052)</u>
Net nonoperating revenue	<u>20,997,792</u>	<u>21,313,161</u>
Decrease in net position, before special items	<u>(2,158,570)</u>	<u>(4,794,013)</u>
Special item:		
Gain on reversal of OPEB liability (note 12)	<u>—</u>	<u>616,219</u>
Decrease in net position	<u>(2,158,570)</u>	<u>(4,177,794)</u>
Net position, beginning of year	<u>15,551,129</u>	<u>19,728,923</u>
Net position, end of year	\$ <u><u>13,392,559</u></u>	\$ <u><u>15,551,129</u></u>

See accompanying notes to financial statements.

UNIVERSITY OF NEW MEXICO BEHAVIORAL HEALTH OPERATIONS

Statements of Cash Flows

Years ended June 30, 2017 and 2016

	<u>2017</u>	<u>2016</u>
Cash flows from operating activities:		
Cash received from Medicaid and Medicare	\$ 22,499,980	17,156,946
Cash received from insurance and patients	7,908,886	10,118,957
Cash received from contracts and grants	1,243,610	1,214,186
Cash payments to suppliers	(11,517,598)	(14,047,877)
Cash payments to employees	(29,315,245)	(28,873,727)
Cash payments to University of New Mexico	(11,565,363)	(5,964,410)
Cash received from (payments to) affiliates	1,498,786	707,819
Other cash receipts	48,702	44,254
Net cash used in operating activities	<u>(19,198,242)</u>	<u>(19,643,852)</u>
Cash flows from noncapital financing activities:		
Cash received from state general fund and other state fund appropriations	6,759,800	7,249,199
Cash received from Bernalillo County mill levy	14,522,058	14,366,612
Cash payment for nonoperating sources	(570,809)	(322,303)
Cash received from contributions for other-than-capital purposes	11,508	15,612
Net cash provided by noncapital financing activities	<u>20,722,557</u>	<u>21,309,120</u>
Cash flows from capital activities:		
Purchases of capital assets	<u>(1,524,125)</u>	<u>(1,665,018)</u>
Net cash used in capital activities	<u>(1,524,125)</u>	<u>(1,665,018)</u>
Net increase in cash and cash equivalents	190	250
Cash and cash equivalents, beginning of year	<u>3,317</u>	<u>3,067</u>
Cash and cash equivalents, end of year	\$ <u><u>3,507</u></u>	\$ <u><u>3,317</u></u>
Reconciliation of operating loss to net cash used in operating activities:		
Operating loss	\$ (23,156,362)	(26,107,174)
Adjustments to reconcile operating loss to net cash (used in) operating activities:		
Depreciation expense	1,036,667	966,378
Provision for doubtful accounts	990,500	667,413
Change in assets, deferred outflows, liabilities, and deferred inflows:		
Patient receivables, net	(837,351)	624,048
Due from affiliates	1,498,786	707,819
Contracts and grants receivables	(2,275)	63,200
Estimated third-party payor settlements receivables	533,625	(488,351)
Prepaid expenses	(109,581)	25,519
Inventories	(7,969)	15,145
Due to University of New Mexico	(854,684)	2,244,444
Accounts payable and accrued expenses	1,178,240	(147,049)
Estimated third-party payor settlements liabilities	687,198	1,762,407
Deferred outflow of resources related to pensions	14,499	(253,753)
Deferred inflow of resources related to pensions	(537,396)	414,125
Net pension liability	367,861	(138,023)
Net cash used in operating activities	\$ <u><u>(19,198,242)</u></u>	\$ <u><u>(19,643,852)</u></u>

See accompanying notes to financial statements.

UNIVERSITY OF NEW MEXICO BEHAVIORAL HEALTH OPERATIONS

Notes to Financial Statements

June 30, 2017 and 2016

(1) Description of Business

The University of New Mexico Behavioral Health Operations (the Center) includes the UNM Psychiatric Center (Adult Center) and the UNM Children's Psychiatric Center (Children's Center).

The Adult Center was organized under a joint powers agreement between the University of New Mexico (UNM), a state institution of higher education created by the New Mexico Constitution, and Bernalillo County (the County) for the purpose of providing mental health services and for the advancement of human knowledge and education in the mental health field. The UNM Board of Regents and the Board of County Commissioners entered into a lease agreement for operation and lease of County healthcare facilities, effective July 1, 1999 and terminating June 30, 2020. The purpose of the original lease is to operate and maintain the Center in accordance with the provisions of the Hospital Funding Act for the term of the agreement. This agreement continues in force until rescinded or terminated by either party. Effective November 18, 2004, the UNM Board of Regents and the Board of County Commissioners entered into a First Amendment to the Original Lease, under which, among other things, extended the term of the Original Lease until June 30, 2055.

The Children's Center, a psychiatric center operated by UNM Health Sciences Center, is certified as a short-term, acute care provider. The Center provides intensive treatment for children and adolescents through its acute inpatient, residential, and outpatient therapy programs. The Children's Center is the state's only comprehensive psychiatric facility dedicated solely to the treatment of seriously emotionally disturbed children and adolescents.

The accompanying financial statements of the Center is intended to present the financial position and changes in financial position and cash flows of only that portion of the business-type activities of UNM, which are attributable to the transactions of the Center. The Center is not a legally separate entity and is, therefore, reported as a division of UNM and included in the basic financial statements of UNM. As a division of UNM, the Center has no component units.

The UNM Board of Regents is the ultimate governing authority of the Center, but has delegated certain oversight responsibilities to the UNM Hospital's Board of Trustees, which consists of nine members, including seven members appointed by the UNM Board of Regents, two of which are nominated by the All Pueblo Council of Governors. The two remaining members are appointed by the County Commission.

UNIVERSITY OF NEW MEXICO BEHAVIORAL HEALTH OPERATIONS

Notes to Financial Statements

June 30, 2017 and 2016

(2) Summary of Significant Accounting Policies

(a) Basis of Presentation

The accompanying financial statements have been prepared using the economic resource measurement focus and the accrual basis of accounting, in accordance with generally accepted accounting principles for healthcare organizations, and are presented in accordance with the reporting model as prescribed in Governmental Accounting Standards Board (GASB) Statement No. 34, *Basic Financial Statements – and Management’s Discussion and Analysis – for State and Local Governments*; as amended by GASB Statement No. 37, *Basic Financial Statements – and Management’s Discussion and Analysis – for State and Local Governments: Omnibus*; GASB Statement No. 38, *Certain Financial Statement Note Disclosure*; and GASB Statement No. 63, *Financial Reporting of Deferred Outflows of Resources, Deferred Inflow of Resources, and Net Position*. The Center follows the business-type activities requirements of GASB Statement No. 34 and No. 63. This approach requires the following components of the Center’s financial statements:

- Management’s discussion and analysis.
- Basic financial statements, including statements of net position, statements of revenues, expenses, and changes in net position, and statements of cash flows using the direct method for the Center as a whole.
- Notes to financial statements.

GASB Statement No. 34 and subsequent amendments, including GASB Statement No. 63 as discussed below, established standards for external financial reporting and requires that resources be classified for accounting and reporting purposes into the following three net position categories:

- Net investment in capital assets: Capital assets, net of accumulated depreciation.
- Restricted, expendable: Assets whose use by the Center is subject to externally imposed constraints that can be fulfilled by actions of the Center pursuant to those constraints or that expire by the passage of time.
- Unrestricted: Assets that are not subject to externally imposed constraints. Unrestricted net position may be designated for specific purposes by action of the Board of Trustees, the UNM Board of Regents, or may otherwise be limited by contractual agreements with outside parties.

(b) Recent Accounting Pronouncements

In November 2016, GASB issued Statement No. 83, *Certain Asset Retirement Obligations* of a liability and a corresponding deferred outflow of resources for asset retirement obligations. Statement No. 83 addresses accounting and financial reporting for certain asset retirement obligations with the establishment of criteria for determining the timing and pattern of recognition. Statement No. 83 is effective for reporting periods beginning after June 15, 2018; early adoption is encouraged. The Center is evaluating the impact the standard will have on its financial statements.

In March 2016, GASB issued Statement No. 82, *Pension Issues – an Amendment of GASB Statements No. 67, No. 68, and No. 73*. Statement No. 82 addresses issues regarding (1) the presentation of payroll-related measures in required supplementary information, (2) the selection of assumptions and the treatment of deviations from the guidance in an Actuarial Standard of Practice for financial reporting

UNIVERSITY OF NEW MEXICO BEHAVIORAL HEALTH OPERATIONS

Notes to Financial Statements

June 30, 2017 and 2016

purposes, and (3) the classification of payments made by employers to satisfy employee contribution requirements. The effective date for Statement No. 82 is for reporting periods beginning after June 15, 2016, except for the requirements of paragraph 7 in a circumstance in which an employer's pension liability is measured as of a date other than the employer's most recent fiscal year-end. In that circumstance, the requirements of paragraph 7 are effective for that employer in the first reporting period in which the measurement date of the pension liability is on or after June 15, 2017. The Center will adopt this Statement in fiscal year 2018; adoption is not anticipated to have a significant impact.

In August 2015, GASB issued Statement No. 77, *Tax Abatement Disclosures*. Statement No. 77 established financial reporting standards for tax abatement agreements entered into by state and local governments. The effective date for Statement No. 77 is for reporting periods beginning after December 15, 2015. The adoption of Statement No. 77 did not significantly impact the Center. See note 2(n).

(c) Use of Estimates

The preparation of financial statements in accordance with U.S. generally accepted accounting principles requires management to make estimates and assumptions that affect the reported amounts of assets and liabilities and the disclosure of contingent assets and liabilities at the financial statement dates, and the reported amount of revenues and expenses during the reporting periods. Due to uncertainties inherent in the estimation process, actual results could differ from those estimates.

(d) Operating Revenues and Expenses

The Center's statements of revenues, expenses, and changes in net position distinguish between operating and nonoperating revenues and expenses. Operating revenues, such as patient services revenues, result from exchange transactions associated with providing healthcare services, the behavioral operations' principal activity. Exchange transactions are those in which each party to the transaction receives and gives up essentially equal values. Operating expenses are all expenses incurred to provide healthcare services.

(e) Contracts and Grants

Revenue from contracts and grants is recognized to the extent of direct costs and allowable indirect expenses incurred under the terms of each agreement. Funds restricted by grantors for operating purposes are recognized as revenues when the eligibility requirements of the grant have been met. All reimbursable costs for which reimbursement has not been received are reflected in the accompanying statements of net position as contracts and grants receivable.

(f) Nonoperating Revenue

Nonoperating revenue includes activities that have the characteristics of nonexchange transactions, such as appropriations, gifts, investment income, and government levies. Nonexchange revenue streams are recognized under GASB Statement No. 33, *Accounting and Financial Reporting for Nonexchange Transactions*. Appropriations are recognized in the year they are appropriated, regardless of when actually received. Bequests and contributions are recognized when all applicable eligibility requirements have been met. The Mill Levy is recognized in the period it is collected by Bernalillo County.

UNIVERSITY OF NEW MEXICO BEHAVIORAL HEALTH OPERATIONS

Notes to Financial Statements

June 30, 2017 and 2016

(g) Cash and Cash Equivalents

The Center holds petty cash amounts only as it does not have its own bank accounts. As noted in item (k), the Hospital receives all cash on behalf of, and pays all obligations for, the Center.

(h) Inventories

Inventories consisting of medical, surgical and maintenance supplies, and pharmaceuticals are stated at the lower of cost or market. Cost is determined using the first-in, first-out valuation method, except that the replacement cost method is used for pharmacy inventories.

(i) Capital Assets

Capital assets are stated at cost on the date of acquisition or at estimated fair value on the date of donation. The Center's capitalization policy for assets includes all items with a unit cost of more than \$5,000 and a minimum estimated useful life of three year. Depreciation of capital assets is calculated using the straight-line method over the estimated useful lives of the assets as indicated in the "Estimated Useful Lives of Depreciable Hospital Assets," Revised 2013 Edition published by the American Hospital Association. Repairs and maintenance costs are charged to expense as incurred. On an annual basis, the Center assesses long-lived assets in order to determine whether or not it is necessary to retire, replace, or impair on condition of the assets and their intended use.

The buildings occupied by the Center are as follows: The Adult Center's buildings are owned by the County and are furnished to the Adult Center in accordance with the lease agreement between the County and UNM. The Children Center's land and buildings are owned by UNM and are furnished for use to this Center. The land and buildings owned by UNM are recorded on the Center's financial statements. Equipment includes items that have been purchased with funds received in accordance with certain contracts and grants, and title to this equipment is vested with the Center.

(j) Due from Affiliates

The Hospital receives all cash on behalf of the Center and pays all obligations. Accounts payable and accrued expenses are considered paid and no longer an obligation of the Center when vouchered for payment by the Hospital. Amounts due from affiliates consist mainly of cash collected in excess of expenses paid and do not bear interest.

(k) Pensions

For purposes of measuring the net pension liability, deferred outflows of resources and deferred inflows of resources related to pensions, and pension expense, information about the fiduciary net position of the NM Education Retirement Board (ERB) plan and additions to/deductions from ERB's fiduciary net position have been determined to be the same basis as they are reported by ERB. For this purpose, benefit payments (including refunds of employee contributions) are recognized when due and payable in accordance with the benefit terms.

UNIVERSITY OF NEW MEXICO BEHAVIORAL HEALTH OPERATIONS

Notes to Financial Statements

June 30, 2017 and 2016

(l) Net Patient Service Revenues

Net patient revenues are recorded at the estimated net realizable amount from patients, third-party payors, and others for services rendered. Retroactive adjustments under reimbursement agreements with third-party payors are accrued on an estimated basis in the period the related services are rendered and adjusted in future periods as final settlements are determined.

(m) Charity Care

The Center provides care to patients who meet certain criteria under its charity care policy without charge or at amounts less than its established rates. Because the Center does not pursue collection of amounts determined to qualify as charity care, they are deducted from gross revenue, with the exception of copayments.

(n) Bernalillo County Taxes

The amount of the property tax levy is assessed annually on November 1 based on the valuation of property as determined by the Bernalillo County Assessor and is due in equal semiannual installments on November 10 and April 10 of the next year. Taxes become delinquent 30 days after the due date unless the original levy date has been formally extended. Taxes are collected on behalf of the Center by the County Treasurer and are remitted to the Hospital in the month following collection. Revenue is recognized in the fiscal year the levy is collected by Bernalillo County.

Bernalillo County may utilize property tax exemptions and abatements to stimulate economic development and investment in the community. The proceeds of the levy were reduced by \$110,000 during the year ended June 30, 2017 as a result of the exemptions and abatements granted.

(o) State Appropriation

The funding for the state appropriation is included in the General Appropriation Act, which is approved by the House and Senate of the State Legislature and signed by the governor before going into effect. Funds appropriated for the years ended June 30, 2017 and 2016 totaled \$6,760,000 and \$7,249,000, respectively. The General Fund is designated as a nonreverting fund, per House Bill 2, Section 4, Sub-Section J, Higher Education.

(p) Income Taxes

As part of a state institution of higher education, the income of the Center is generally excluded from federal and state income taxes under Section 115(1) of the Internal Revenue Code. However, income generated from activities unrelated to the Center's exempt purpose is subject to income taxes under Internal Revenue Code Section 511(a)(2)(B). During the years ended June 30, 2017 and 2016, there was no income generated from unrelated activities.

(q) Special Item

Significant transactions or other events within the control of management that are either unusual in nature or infrequent in occurrence are reported as special items in the Statements of Revenues, Expenses, and Changes in Net Position. In fiscal year 2016, the Center recognized a special item of \$616,219 related to the release of the OPEB reserve as the post employment medical and dental

UNIVERSITY OF NEW MEXICO BEHAVIORAL HEALTH OPERATIONS

Notes to Financial Statements

June 30, 2017 and 2016

defined-benefit plan was terminated December 31, 2015 (note 12). This reserve was originally recorded by the Center based on the actuarially determined net OPEB obligation as of June 30, 2014.

(r) Risk Management

The Hospital sponsors a self-insured health plan in which the Center's employees participate, as all employees of the Center are under the centralized umbrella of the Hospital. Blue Cross and Blue Shield of New Mexico and HMO New Mexico (BCBSNM and HMONM) provide administrative claim payment services for the Hospital's plan. Liabilities are based on an estimate of claims that have been incurred but not reported (IBNR) and claims received but not yet paid. At June 30, 2017 and 2016, the estimated amount of the Center's IBNR and accrued claims was \$673,000 and \$284,000, respectively. The liability balance for the self-insurance plan is included in accrued payroll of the Hospital, which is reflected in the net due from affiliate account of the Center. The incurred but not reported liability was based on an actuarial analysis calculated using information provided by BCBSNM. Changes in the reported liability were as follows:

	<u>Beginning of fiscal year</u>	<u>Current year claims and changes in estimates</u>	<u>Claim payments</u>	<u>Balance at fiscal year-end</u>
2016–2017	\$ 283,613	3,363,396	(2,973,839)	673,170
2015–2016	313,644	3,207,471	(3,237,502)	283,613

(s) Financial Reporting by Employers for Postemployment Benefits Other than Pensions

Prior to fiscal year 2016, the Hospital and the Center provided other postemployment benefits (OPEB) as part of a qualified employee's total compensation package. OPEB included postemployment medical and dental healthcare provided separately from a benefit or pension plan. GASB Statement No. 45, Accounting and Financial Reporting by Employers for Postemployment Benefits Other Than Pensions, established standards for the measurement, recognition, and display of OPEB expense/expenditures and related liabilities (assets), note disclosures, required supplementary information (RSI) in the financial reports of state and local governmental employers. Effective December 31, 2015, this plan was dissolved and no longer offered to employees.

In fiscal year 2016, the Center recognized a special item gain of \$616,219 related to the release of the OPEB liability as this post employment medical and dental defined-benefit plan was terminated as of December 31, 2015. This liability was originally recorded by the Center based on the actuarially determined net OPEB obligation as of June 30, 2014.

(t) Classification

Certain 2016 amounts have been reclassified to conform to the 2017 presentation.

UNIVERSITY OF NEW MEXICO BEHAVIORAL HEALTH OPERATIONS

Notes to Financial Statements

June 30, 2017 and 2016

(3) Concentration of Risk

The Center receives payment for services rendered to patients under payment arrangements with payors that include: (i) Medicare and Medicaid, (ii) other third-party payors, including commercial carriers, and (iii) others. The other payor category includes United States Public Health Service, self-pay, counties and other government agencies. The following table summarizes patient accounts receivable and the percentage of gross accounts receivable from all payors as of June 30:

	2017		2016	
Medicaid	\$ 12,492,532	63 %	\$ 12,069,158	66 %
Patients and their insurance carriers	4,259,730	21	3,887,257	20
Medicare	3,101,047	16	2,551,044	14
Total patient accounts receivable	19,853,309	100 %	18,507,459	100 %
Less allowance for uncollectible accounts and contractual adjustments	(16,770,913)		(15,271,914)	
Patient accounts receivable, net	\$ 3,082,396		\$ 3,235,545	

(4) Capital Assets

The major classes of capital assets at June 30 and activity for the year then ended are as follows:

	Year ended June 30, 2017				
	Beginning balance	Additions	Transfers	Retirements	Ending balance
Center capital assets not being depreciated:					
Land	\$ 111,000	—	—	—	111,000
Construction in progress	1,174,369	1,396,885	(830,736)	—	1,740,518
	\$ 1,285,369	1,396,885	(830,736)	—	1,851,518
Center depreciable capital assets:					
Land and land improvements	\$ 1,275,407	—	—	—	1,275,407
Building and building improvements	12,809,919	—	419,841	—	13,229,760
Building service equipment	4,622,299	—	699,534	(1,253)	5,320,580
Major moveable equipment	2,047,385	127,240	8,491	(879,275)	1,303,841
Fixed equipment	554,679	—	12,463	—	567,142
Total depreciable capital assets	21,309,689	127,240	1,140,329	(880,528)	21,696,730

UNIVERSITY OF NEW MEXICO BEHAVIORAL HEALTH OPERATIONS

Notes to Financial Statements

June 30, 2017 and 2016

	Year ended June 30, 2017				
	Beginning balance	Additions	Transfers	Retirements	Ending balance
Less accumulated depreciation for:					
Land improvements	\$ (558,826)	(81,281)	—	—	(640,107)
Building and building improvements	(9,656,661)	(457,533)	—	—	(10,114,194)
Building service equipment	(1,532,944)	(348,460)	—	1,252	(1,880,152)
Major moveable equipment	(1,707,308)	(104,686)	(778)	872,495	(940,277)
Fixed equipment	(188,321)	(44,707)	—	—	(233,028)
	<u>(13,644,060)</u>	<u>(1,036,667)</u>	<u>(778)</u>	<u>873,747</u>	<u>(13,807,758)</u>
Total accumulated depreciation					
Center depreciable capital assets, net	\$ <u>7,665,629</u>	<u>(909,427)</u>	<u>1,139,551</u>	<u>(6,781)</u>	<u>7,888,972</u>
Capital asset summary:					
Center capital assets not being depreciated	\$ 1,285,369	1,396,885	(830,736)	—	1,851,518
Center depreciable capital assets, at cost	<u>21,309,689</u>	<u>127,240</u>	<u>1,140,329</u>	<u>(880,528)</u>	<u>21,696,730</u>
Center total cost of capital assets	22,595,058	1,524,125	309,593	(880,528)	23,548,248
Less accumulated depreciation	<u>(13,644,060)</u>	<u>(1,036,667)</u>	<u>(778)</u>	<u>873,747</u>	<u>(13,807,758)</u>
Center capital assets, net	\$ <u>8,950,998</u>	<u>487,458</u>	<u>308,815</u>	<u>(6,781)</u>	<u>9,740,490</u>

Transfers represent the movement of capital equipment between the University Health System family of companies.

	Year ended June 30, 2016				
	Beginning balance	Additions	Transfers	Retirements	Ending balance
Center capital assets not being depreciated:					
Land	\$ 111,000	—	—	—	111,000
Construction in progress	<u>281,290</u>	<u>1,515,377</u>	<u>(622,298)</u>	—	<u>1,174,369</u>
	<u>\$ 392,290</u>	<u>1,515,377</u>	<u>(622,298)</u>	<u>—</u>	<u>1,285,369</u>
Center depreciable capital assets:					
Land and land improvements	\$ 1,074,024	—	201,383	—	1,275,407
Building and building improvements	12,809,919	—	—	—	12,809,919
Building service equipment	4,201,384	—	420,915	—	4,622,299
Major moveable equipment	1,992,445	149,641	—	(94,701)	2,047,385
Fixed equipment	<u>554,679</u>	<u>—</u>	<u>—</u>	<u>—</u>	<u>554,679</u>
Total depreciable capital assets	<u>20,632,451</u>	<u>149,641</u>	<u>622,298</u>	<u>(94,701)</u>	<u>21,309,689</u>

UNIVERSITY OF NEW MEXICO BEHAVIORAL HEALTH OPERATIONS

Notes to Financial Statements

June 30, 2017 and 2016

	Year ended June 30, 2016				Ending balance
	Beginning balance	Additions	Transfers	Retirements	
Less accumulated depreciation for:					
Land improvements	\$ (467,028)	(91,798)	—	—	(558,826)
Building and building improvements	(9,202,135)	(454,526)	—	—	(9,656,661)
Building service equipment	(1,233,663)	(299,281)	—	—	(1,532,944)
Major moveable equipment	(1,718,917)	(76,343)	—	87,952	(1,707,308)
Fixed equipment	(143,891)	(44,430)	—	—	(188,321)
Total accumulated depreciation	<u>(12,765,634)</u>	<u>(966,378)</u>	<u>—</u>	<u>87,952</u>	<u>(13,644,060)</u>
Center depreciable capital assets, net	\$ <u>7,866,817</u>	<u>(816,737)</u>	<u>622,298</u>	<u>(6,749)</u>	<u>7,665,629</u>
Capital asset summary:					
Center capital assets not being depreciated	\$ 392,290	1,515,377	(622,298)	—	1,285,369
Center depreciable capital assets, at cost	<u>20,632,451</u>	<u>149,641</u>	<u>622,298</u>	<u>(94,701)</u>	<u>21,309,689</u>
Center total cost of capital assets	21,024,741	1,665,018	—	(94,701)	22,595,058
Less accumulated depreciation	<u>(12,765,634)</u>	<u>(966,378)</u>	<u>—</u>	<u>87,952</u>	<u>(13,644,060)</u>
Center capital assets, net	\$ <u>8,259,107</u>	<u>698,640</u>	<u>—</u>	<u>(6,749)</u>	<u>8,950,998</u>

Transfers represent the movement of capital equipment between the University Health System family of companies.

(5) Compensated Absences

Qualified Center employees are entitled to accrue sick leave and annual leave based on their Full Time Equivalent (FTE) status.

(a) Sick Leave

Full-time employees accrue four hours of sick leave each two-week pay period (13 days per annum) up to a maximum of 1,040 hours to be used for major and minor sick leave. Seven of these days are accumulated into a minor sick leave bank. Part-time employees who are at least 0.5 FTE earn sick leave on a prorated basis each pay period. At June 30 of each year, employees have the opportunity to exchange minor sick leave for annual leave or major sick leave, or cash all hours accumulated in excess of 24 hours of minor sick leave and 1,040 hours of major sick leave on an hour-for-hour basis. At termination, only employees who retire from the Center and qualify under Center policy or estates of employees who die as the result of a compensable occupational illness or injury are eligible for payment of unused accumulated hours earned under the Center's plan. Accrued sick leave as of June 30, 2017 and 2016 approximates \$371,000 and \$387,000, respectively, is computed by multiplying each employee's current hourly rate by the number of hours accrued.

UNIVERSITY OF NEW MEXICO BEHAVIORAL HEALTH OPERATIONS

Notes to Financial Statements

June 30, 2017 and 2016

Major and minor sick leave balances earned by the consolidated employees (personnel employed by UNM prior to July 2000, employed by the Center thereafter) under the UNM plan were transferred to the Center. Under the UNM plan, only employees hired prior to July 1, 1984 were eligible to accrue major sick leave. Eligible employees accrued sick leave each pay period at an hourly rate, which was based on their date of hire and employment status.

The excess minor sick leave hours carried over from UNM were converted to cash in December 2000, at a rate equal to 50% of the employee's hourly wage, multiplied by the number of hours converted. Upon retirement, all minor sick leave hours in excess of 600 are paid at a rate equal to 50% of the employee's hourly wage multiplied by the number of hours in excess of 600 unused minor sick leave hours based on FTE status, not to exceed 440 hours of such sick leave.

Immediately upon retirement or death, a consolidated employee is entitled to receive cash payment for unused major sick leave hours in excess of 1,040 at a rate equal to 28.5% of the employee's hourly wage multiplied by the number of hours in excess of 1,040 major sick leave hours based on FTE status. Partial hours are rounded to the nearest full hour.

(b) Annual Leave

Full-time employees accrue annual leave based on their length of employment up to a maximum of 480 hours. Part-time employees who are at least 0.5 FTE earn annual leave on a prorata basis each pay period. At June 30 of each year, employees have the opportunity to exchange for cash up to 80 annual leave hours accumulated in excess of 240 hours. At termination, employees are eligible for payment of unused accumulated hours, not to exceed 480 hours. Accrued annual leave as of June 30, 2017 and 2016 approximates \$1,265,000 and \$1,331,000, respectively. This amount is computed by multiplying each employee's current hourly rate by the number of hours accrued.

Upon retirement, death, or involuntary termination, a consolidated employee is entitled to receive cash payment for annual leave earned prior to consolidation up to a maximum of 252 hours at a rate equal to 50% of the employee's hourly wage. Upon voluntary termination, a maximum of 168 hours is paid out at a rate equal to 50% of the employee's hourly wage.

During the years ended June 30, 2017 and 2016, the following changes occurred in accrued compensated absences:

	<u>Balance</u> <u>July 1, 2016</u>	<u>Increase</u>	<u>Decrease</u>	<u>Balance</u> <u>June 30, 2017</u>
\$	1,752,510	2,062,632	(2,144,291)	1,670,851
	<u>Balance</u> <u>July 1, 2015</u>	<u>Increase</u>	<u>Decrease</u>	<u>Balance</u> <u>June 30, 2016</u>
\$	1,779,796	2,130,844	(2,158,130)	1,752,510

UNIVERSITY OF NEW MEXICO BEHAVIORAL HEALTH OPERATIONS

Notes to Financial Statements

June 30, 2017 and 2016

Accrued compensated absences are included in "Accrued compensation and benefits" in the accompanying financial statements. The balances above include annual leave and sick leave, disclosed above, in addition to compensatory time (accrued time) and holiday, totaling approximately \$36,000 and \$35,000 in fiscal years 2017 and 2016, respectively. The portion of accrued compensated absences due after one year is not material and, therefore, is not presented separately.

(6) Net Patient Service Revenues

The majority of the Center's revenue is generated through agreements with third-party payors that provide for reimbursement to the Center at amounts different from billed charges. Approximately 79% and 81%, respectively, of the Center's gross patient revenues for the fiscal years ended 2017 and 2016 were derived from the Medicare and Medicaid programs, the continuations of which are dependent upon governmental policies. With the implementation of Medicare Part C, the Center experienced a decline in Medicare Fee for Service (FFS) revenues with an associated increase in Managed Medicare revenues as patients elected coverage under a Medicare HMO. Laws and regulations governing the Medicare and Medicaid programs are extremely complex and subject to interpretation. As a result, there is at least a reasonable possibility that recorded revenue estimates could change as a result of regulatory review. Contractual adjustments under third-party reimbursement programs represent the difference between the Center's billings at established rates for services and amounts reimbursed by third-party payors. A summary of the basis of reimbursement from major third-party payors follows:

Medicare – Inpatient psychiatric care services rendered to Medicare program beneficiaries are paid on a prospectively established per-diem rate. The Centers for Medicare and Medicaid Services (CMS) reimburses the Center for outpatient services at a prospectively established rate using Ambulatory Payment Classifications (APCs). The basis for payment under APCs are the Common Procedural Terminology coding system (CPT) and Healthcare Common Procedure Coding System (HCPCS).

Medicaid – The Center has reimbursement agreements with certain healthcare contractors that have contracted to provide services to Medicaid beneficiaries enrolled under the State of New Mexico (managed care) program. The basis for reimbursement under these agreements is a per-diem rate for acute inpatient. For outpatient services, charges are paid based on a fee schedule determined by CPT codes, or a percentage of billed charges.

Other – The Center has also entered into reimbursement agreements with certain commercial insurance carriers, health maintenance organizations, and preferred provider organizations. The basis for reimbursement under these agreements includes prospectively determined rates-per-discharge, discounts from established charges, and prospectively determined per-diem rates.

UNIVERSITY OF NEW MEXICO BEHAVIORAL HEALTH OPERATIONS

Notes to Financial Statements

June 30, 2017 and 2016

A summary of net patient service revenues follows for the years ended June 30:

	<u>2017</u>	<u>2016</u>
Charges at established rates	\$ 70,568,941	64,390,559
Charity care	(8,756,334)	(10,497,258)
Contractual adjustments	(31,787,213)	(28,515,502)
Provision for doubtful accounts	<u>(990,500)</u>	<u>(667,413)</u>
Net patient service revenues	<u>\$ 29,034,894</u>	<u>24,710,386</u>

Estimated Third-Party Payor Settlements – Acute inpatient services provided under the Medicaid Managed Care program are paid at negotiated rates and are not subject to retroactive settlement.

Through June 30, 2017, services rendered to the Medicaid beneficiaries that were covered under the Medicaid fee-for-service (FFS) program were paid under a cost-reimbursement methodology subject to a cost-per-discharge limitation. The Center was reimbursed at tentative rates throughout the year with final settlement determined after submission of the annual cost report and audit thereof by the Medicaid audit agent. Medicaid cost reports have been final settled for all fiscal years through 2015 with open settlements to the Centers amounting to \$215,131 and \$293,644 for fiscal years 2017 and 2016, respectively. Retroactively calculated contractual adjustments arising under reimbursement agreements with third-party payors are accrued on an estimated basis in the period the related services are rendered and adjusted in future periods as final settlements are determined.

The Center is reimbursed from the Medicare programs for certain reimbursable items at prospectively established rates with final settlement determined after submission of annual cost reports by the Center. The annual cost reports are subject to audit by the Medicare intermediary. Cost reports through 2012, excluding fiscal year 2005, have been final settled for the Medicare program, with open fiscal years from 2013–2017.

Current year Medicare cost report settlement estimates, settlements of prior-year cost reports, and changes in prior-year estimates resulted in net increases to net patient service revenue of approximately \$1,063,000 and \$1,358,000 for the years ended June 30, 2017 and 2016, respectively. For the fiscal years 2017 and 2016 cost reports, \$905,000 and \$820,000 were accrued for Medicare as estimates, respectively.

Management believes that these estimates are adequate. Laws and regulations governing the Medicare program are extremely complex and subject to interpretation. As a result, there is at least a reasonable possibility that recorded estimates will change by a material amount in the near term. Estimates are continually monitored and reviewed, and as settlements are made or more information is available to improve estimates, differences are reflected in current operations.

UNIVERSITY OF NEW MEXICO BEHAVIORAL HEALTH OPERATIONS

Notes to Financial Statements

June 30, 2017 and 2016

(7) Charity Care

The Center maintains records to identify and monitor the level of charity care it provides. These records include the amount of charges foregone for services and supplies furnished under its charity care policy. The following information measures the level of charity care provided during the years ended June 30:

	<u>2017</u>	<u>2016</u>
Charges foregone, based on established rates	\$ 8,756,334	10,497,258
Estimated costs and expenses incurred to provide charity care	6,394,150	8,291,740
Equivalent percentage of charity care charges foregone to total gross revenue	12 %	16 %

(8) Malpractice Insurance

As a part of UNM, the Center enjoys immunity from tort liability except as waived by the New Mexico legislature. In this connection, under the New Mexico Tort Claims Act (NMTCA), the New Mexico Legislature waived the State's and the Center's immunity from liability for claims arising out of negligence out of the operation of the Center, the treatment of the Center's patients, and the healthcare services provided by Center employees. In addition, the NMTCA limits, as an integral part of this waiver of sovereign immunity, the amount of damages that can be assessed against the Center on any tort claim including medical malpractice, professional or general liability claims.

The NMTCA provides that total liability for all claims that arise out of a single occurrence shall not exceed \$750,000 set forth as follows: (a) \$200,000 for real property; (b) up to \$300,000 for past and future medical and medically related expenses; and (c) up to \$400,000 for past and future noneconomic losses (such as pain and suffering) incurred or to be incurred by the claimant. While the language of the NMTCA does not expressly provide for third-party claims such as loss of consortium, the New Mexico appellate court decisions have allowed claimants to seek loss of consortium. As a result, if loss of consortium claims are presented, those claims cannot exceed \$350,000 in the aggregate. Thus, it appears that if a claim presents both direct claims and third-party claims, the maximum exposure of the Public Liability Fund, and therefore, the Center, cannot exceed \$1,050,000. The NMTCA prohibits the award of punitive or exemplary damages against the Center.

The NMTCA requires the State Risk Management Division (RMD) to provide coverage to the Center for those torts where the Legislature has waived the State's immunity from liability up to the damages limits of the NMTCA, as described above, plus the cost incurred in defending any claims and/or lawsuits (including attorney's fees and expenses), with no deductible and with no self-insured retention by the Center. As a result of the foregoing, the Center is fully covered for claims and/or lawsuits relating to medical malpractice or professional liability occurring at the Center.

(9) Related-Party Transactions

UNM provides certain administrative and medical support services for the Center, and the Center provides the use of the Center's facilities and administrative services to UNM's teaching personnel. The Center reported accounts receivable from the University of New Mexico's Medical Group (UNMMG) for services rendered, in the amount of \$48,000 and \$45,000, as of June 30, 2017 and 2016, respectively. Also, the Center reported a liability to UNM in the amount of \$1,662,000 and \$2,516,000 as of June 30, 2017 and

UNIVERSITY OF NEW MEXICO BEHAVIORAL HEALTH OPERATIONS

Notes to Financial Statements

June 30, 2017 and 2016

2016, respectively. The Center's expenses for services rendered during the years ended June 30, 2017 and 2016 amounted to approximately \$9,986,000 and \$10,252,000, respectively. The Hospital also provides administrative services, which primarily include accounting functions such as payroll and accounts payable processing as well as cash management activities. In addition, the Hospital provides medical support services and goods for the Center including laboratory, radiology, and pharmaceuticals, which is reflected in the revenues/expenses of the Center. This activity is reflected net in due to/from affiliates.

(10) Defined-Contribution Plans

The Center has a defined-contribution plan covering eligible employees, which provides retirement benefits. The name of the plan is UNM Hospital Tax Sheltered Annuity Plan, formerly known as the University of New Mexico Hospital/Bernalillo Medical Center Tax Sheltered Annuity Plan. The Center contributes either 5.5% or 7.5% of an employee's salary to the plan, depending on employment level. The plan was established by the Board of Trustees and can be amended at its discretion. The plan is administered by UNM Hospitals Human Resources Department.

The expense for the defined-contribution plan was \$1,052,000 and \$1,080,000, for the fiscal years ended June 30, 2017 and 2016, respectively. Total employee contributions under this plan were \$1,199,000 and \$1,189,000 in fiscal years 2017 and 2016, respectively.

The Center also has a deferred compensation plan, called the UNM Hospitals 457(b) Deferred Compensation Plan, which provides employees with additional retirement savings plan. The Center does not contribute to this plan. Employees can make voluntary contributions to this plan. The plan was established by the Board of Trustees and can be amended at its discretion. The plan is administered by UNM Hospitals Human Resources Department.

There was no expense for the deferred compensation plan in fiscal years 2017 and 2016, respectively, as the Center does not contribute to this plan. Total employee contributions under this plan were \$129,000 and \$120,000 in fiscal years 2017 and 2016, respectively.

In addition, the Center has a 401(a) defined-contribution plan, called the UNM Hospital 401(a) Plan, which was established for the purpose of providing retirement benefits for the eligible participants and their beneficiaries. The 401(a) plan allows for tax-deferred employer contributions based on management's recommendation that is approved by the board on an annual basis. The plan was established by the UNMH Board of Trustees and can be amended at its discretion. All assets of the plan are held in a trust fund, are not considered hospital assets, and are under the direction of a Plan Administrator.

The expense for the 401(a) defined-contribution plan was \$16,000 in both 2017 and 2016, respectively. Only the Center contributes to this plan.

(11) Defined-Benefit Plan – Educational Retirement Board

Twenty-one of the Center's full-time employees participate in an educational employee retirement system authorized under the Educational Retirement Act (Chapter 22, Article 11, NMSA 1978).

(a) Plan Description

ERB was created by the State's Educational Retirement Act, Section 22-11-1 through 22-11-52, NMSA 1978, as amended, to administer the New Mexico Educational Employees' Retirement Plan (the Plan).

UNIVERSITY OF NEW MEXICO BEHAVIORAL HEALTH OPERATIONS

Notes to Financial Statements

June 30, 2017 and 2016

The Plan is a cost-sharing, multiple employer plan established to provide retirement and disability benefits for certified teachers and other employees of the state's public schools, institutions of higher learning, and agencies providing educational programs. The Plan is a pension trust fund of the State of New Mexico. The New Mexico legislature has the authority to set or amend contribution rates.

ERB issues a publicly available financial report and a comprehensive annual financial report that can be obtained at www.nmerb.org.

(b) Benefits Provided

The Plan provides retirement and disability benefits. Retirement benefits are determined by taking 2.35% of the employee's final average annual salary multiplied by the employee's years of service. Employees employed before July 1, 2010 are eligible to retire when one of the following events occur: the employee's age and earned service credit sum to 75 or more; the employee is at least sixty-five years of age and has five or more years of earned service credit; or the employee has service credit totaling 25 years or more. Employees hired on or after July 1, 2010 and before July 1, 2013 are eligible to retire when one of the following events occur: the employee's age and earned service credit sum to 80 or more; the employee is at least sixty-seven years of age and has five or more years of earned service credit; or the employee has service credit totaling 30 years or more. Employees hired on or after July 1, 2013 are eligible to retire when one of the following events occur: the employee is at least 55, and has earned 30 or more years of service credit; the employee's minimum age and earned service sum to 80 or more; or the employee is at least sixty-seven years of age and has five or more years of earned service credit. Employees are eligible for service-related disability benefits provided he or she has credit for at least 10 years of service and the disability is approved by the Plan.

(c) Contributions

For the fiscal years ended June 30, 2017 and 2016, employers contributed 13.90% of employees' gross annual salary to the Plan, and participating employees' earning more than \$20,000 contributed 10.70%. Employees earning \$20,000 or less contributed 7.90%. The Center's cash contributions to the ERB for fiscal years ended June 30, 2017 and 2016 were approximately \$173,000 and \$169,000, respectively.

For fiscal years 2017 and 2016, the Center reported \$3,293,000 and \$2,925,000, respectively, for its proportionate share of the net pension liability. The net pension liability was measured as of June 30, 2016 and June 30, 2015, respectively, and the total pension liability used to calculate the net pension liability was determined by an actuarial valuation as of June 30, 2015. The Center's proportion of the net pension liability was based on a projection of the Center's long-term share of contributions to the pension plan relative to the projected contributions of all participating employers, actuarially determined. At June 30, 2016, the Center's proportion was 0.04575%, which was a decrease of 0.00059% from its 0.04516% proportion measured as of June 30, 2015.

UNIVERSITY OF NEW MEXICO BEHAVIORAL HEALTH OPERATIONS

Notes to Financial Statements

June 30, 2017 and 2016

For fiscal years 2017 and 2016, the Center recognized pension expense of \$26,000 and \$193,000, respectively. The Center also reported deferred outflows of resources and deferred inflows of resources related to pensions from the following sources:

	June 30, 2017	
	Deferred outflows of resources	Deferred inflows of resources
Differences between expected and actual experience	\$ 14,369	32,545
Net difference between projected and actual earning on pension plan investments	—	29,156
Changes in assumptions	67,422	—
Changes in proportion and differences between Hospital contributions and proportionate share of contributions	—	307,444
Hospital contributions subsequent to the measurement date	<u>173,387</u>	<u>—</u>
	<u>\$ 255,178</u>	<u>369,145</u>

The \$173,000 reported as deferred outflows of resources related to pensions resulting from Center contributions subsequent to the measurement date at year-end June 30, 2017, will be recognized as a reduction of the net pension liability in the year ended June 30, 2018.

	June 30, 2016	
	Deferred outflows of resources	Deferred inflows of resources
Differences between expected and actual experience	\$ —	58,954
Net difference between projected and actual earning on pension plan investments	—	46,147
Changes in assumptions	100,600	—
Changes in proportion and differences between Hospital contributions and proportionate share of contributions	—	801,440
Hospital contributions subsequent to the measurement date	<u>169,077</u>	<u>—</u>
	<u>\$ 269,677</u>	<u>906,541</u>

The \$169,000 reported at June 30, 2016 as deferred outflows of resources related to pensions resulting from Hospital contributions subsequent to the measurement date was recognized as a reduction of the net pension liability in the year ended June 30, 2017.

UNIVERSITY OF NEW MEXICO BEHAVIORAL HEALTH OPERATIONS

Notes to Financial Statements

June 30, 2017 and 2016

Other amounts reported as deferred outflows of resources and deferred inflows of resources in fiscal year 2017 related to pensions will be recognized in pension expense as follows:

Year ended June 30:		
2018	\$	(259,142)
2019		(129,793)
2020		53,652
2021		47,929
	\$	<u>(287,354)</u>

(d) Actuarial Assumptions

The total pension liability in the June 30, 2015 actuarial valuation was determined using the following actuarial assumptions, applied to all periods included in the measurement:

Inflation	3.00%
Salary increases	Composed of 3.00% inflation, plus 0.75% productivity increase rate, plus step rate promotional increases for members with less than ten years of service.
Investment rate of return	7.75%
Mortality – Healthy Males	RP-2000 Combined Mortality Table with White Collar Adjustment, generational mortality improvements with Scale BB setback for females.
Mortality – Healthy Females	GRS Southwest Region Teacher Mortality Table, set back one year, generational mortality improvements in accordance with Scale BB from the table's base year of 2012

The total pension liability, net pension liability, and certain sensitivity information are based on an actuarial valuation performed as of June 30, 2015. The liabilities reflect the impact of Senate Bill 115, signed into law on March 29, 2013, with assumptions adopted by the ERB Board of Trustees on June 12, 2015 in conjunction with the six-year experience study period ended June 20, 2014.

The long-term expected rate of return on pension plan investments is determined annually using a building-block approach that includes the following: rate of return projections are the sum of current yield plus projected changes in price (valuation, defaults, etc.); application of key economic projections (inflation, real growth, Dividends, etc.); structural themes (supply and demand imbalances, capital flows, etc.) These items are developed for each major asset class.

UNIVERSITY OF NEW MEXICO BEHAVIORAL HEALTH OPERATIONS

Notes to Financial Statements

June 30, 2017 and 2016

The target allocation and best estimates of arithmetic real rates of return for each major asset class are summarized in the following tables:

<u>Asset class</u>	<u>Target allocation</u>	<u>Estimated rate of return</u>
Equities – Domestic	20 %	8.00 %
Equities – International	15	8.57
Fixed income	28	4.35
Alternatives	36	7.38
Cash	1	3.25
	<u>100 %</u>	

(e) Discount Rate

A single discount rate of 7.75% was used to measure the total pension liability as of June 30, 2016. This single discount rate was based on the expected rate of return on pension plan investments of 7.75%. Based on the stated assumptions and the projection of cash flows, the Plan's fiduciary net position and future contributions were sufficient to finance all projected future benefit payments of current Plan membership. Therefore, the long term expected rate of return on Plan investments was applied to all periods of projected benefit payments to determine the total pension liability.

(f) Sensitivity of the Center's Proportionate Share of the Net Pension Liability to Change in the Discount Rate

The following table provides the sensitivity of the net pension liability to changes in the discount rate. In particular, the table presents the Plan's net pension liability, if it were calculated using a single discount rate that is one-percentage-point lower (6.75%) or one-percentage-point higher (8.75%) than the single discount rate:

	<u>June 30, 2017</u>		
	<u>1% Decrease (6.75%)</u>	<u>Discount rate (7.75%)</u>	<u>1% Increase (8.75%)</u>
Center's proportionate share of the net pension liability	4,250,369	3,292,670	2,241,758

(g) Pension Plan Fiduciary Net Position

Detailed information about the pension plan's fiduciary net position is available in the separately issued Plan financial report available at www.nmerb.org.

UNIVERSITY OF NEW MEXICO BEHAVIORAL HEALTH OPERATIONS

Notes to Financial Statements

June 30, 2017 and 2016

(12) Other Postemployment Benefit Plan

Prior to fiscal year 2016, the Hospital and the Center participated in a postemployment medical and dental defined-benefit plan that offered postemployment healthcare coverage to eligible retirees and their dependents. As of December 31, 2015, this defined-benefit plan was terminated and is no longer available to employees or employee dependents of either the Hospital or the Center. In fiscal year 2016, the Center recognized a special item gain of \$616,219 related to the release of the OPEB liability. The liability was originally recorded by the Center based on the actuarially determined net OPEB obligation as of June 30, 2014.

(13) Commitments

The Center has operating leases, primarily for office space. Rental expenses under operating leases amounted to approximately \$348,000 and \$365,000 in 2017 and 2016, respectively.

Future minimum lease commitments for operating leases for the years subsequent to June 30, 2017 under noncancelable operating leases and memorandums of understanding are as follows:

	<u>Amount</u>
Year end June 30:	
2018	\$ 376,946
2019	361,986
2020	<u>339,756</u>
	<u>\$ 1,078,688</u>

UNIVERSITY OF NEW MEXICO BEHAVIORAL HEALTH OPERATIONS

Comparison of Budgeted and Actual Revenues and Expenses

Years ended June 30, 2017 and 2016

	<u>Budgeted (original)</u>	<u>Budgeted (final)</u>	<u>Actual</u>	<u>Budget variance</u>
Operating revenues:				
Net patient service	\$ 29,731,187	29,731,186	29,034,894	(696,292)
Other operating revenues	1,136,528	1,136,526	1,294,587	158,061
Total operating revenues	30,867,715	30,867,712	30,329,481	(538,231)
Operating expenses	<u>(59,254,831)</u>	<u>(51,465,565)</u>	<u>(53,485,843)</u>	<u>(2,020,278)</u>
Operating loss	(28,387,116)	(20,597,853)	(23,156,362)	(2,558,509)
Nonoperating revenues	<u>28,452,692</u>	<u>20,663,423</u>	<u>20,997,792</u>	<u>334,369</u>
Increase (decrease) in net assets	\$ <u>65,576</u>	<u>65,570</u>	<u>(2,158,570)</u>	<u>(2,224,140)</u>

Note A: The Center prepares a budget for each year, using the accrual basis of accounting, which is subject to approval by the Board of Trustees and the UNM Board of Regents. The amount budgeted for the operations is included in the UNM budget and submitted to the New Mexico Commission on Higher Education for approval. All revisions to the approved budget must be approved by the parties included in the original budget process, and such revisions are made at the total revenue and expense level. The budget is controlled at the major administrative functional area. There is no carryover of budgeted amounts from one year to the next.

See accompanying independent auditors' report.

UNIVERSITY OF NEW MEXICO BEHAVIORAL HEALTH OPERATIONS

Indigent Care Cost and Funding Report

	Years ended June 30,		
	2017	2016	2015
		Unaudited	Unaudited
Funding for Indigent Care:			
State appropriations specified for indigent care – Out of County Indigent Fund	\$ —	—	—
County indigent funds received	—	—	—
Out of county indigent funds received	—	—	—
Payments and copayments received from uninsured patients qualifying for indigent care	67	—	4,317
Reimbursement received for services provided to patients qualifying for coverage under EMSA	—	—	—
Charitable contributions received from donors that are designated for funding indigent care	—	—	—
Other sources:			
Other source	—	—	—
Total Funding for Charity Care	67	—	4,317
Cost of Providing Indigent Care:			
Total cost of care for providing services to:			
Uninsured patients qualifying for indigent care	100,329	45,398	59,356
Patients qualifying for coverage under EMSA	664	539	—
Cost of care related to patient portion of bill for insured patients qualifying for indigent care	6,293,821	8,181,445	2,845,774
Direct costs paid to other providers on behalf of patients qualifying for indigent care	—	—	—
Total Cost of Providing Indigent Care	6,394,814	8,227,382	2,905,130
Excess (Shortfall) of Funding for Charity Care to Cost of Providing Indigent Care	\$ (6,394,747)	(8,227,382)	(2,900,813)
Patients Receiving Indigent Care Services (Unaudited):			
Total number of patients receiving indigent care	4,593	4,754	6,031
Total number of patient encounters receiving indigent care	15,899	15,227	10,760

See accompanying independent auditors' report.

UNIVERSITY OF NEW MEXICO BEHAVIORAL HEALTH OPERATIONS

Calculations of Cost of Providing Indigent Care

	Years ended June 30,		
	2017	2016	2015
		Unaudited	Unaudited
Uninsured patients qualifying for indigent care:			
Charges for these patients	\$ 137,394	56,875	76,864
Ratio of cost to charges	73.0%	79.8%	77.2%
Cost for uninsured patients qualifying for indigent care	\$ 100,329	45,398	59,356
Patients qualifying for coverage under Emergency Medical Services for Aliens (EMSA):			
Charges for these patients	\$ 910	648	—
Ratio of cost to charges	73.0%	83.2%	—%
Cost for Patients qualifying for coverage under Emergency Medical Services for Aliens (EMSA)	\$ 664	539	—
Cost of care related to patient portion of bill for insured patients qualifying for indigent care:			
Indigent/charity care adjustments for these patients	\$ 8,618,940	10,428,632	3,824,424
Ratio of cost to charges	73.0%	78.5%	74.4%
Cost of care related to patient portion of bill for insured patients qualifying for indigent care	\$ 6,293,821	8,181,445	2,845,774
Direct costs paid to other providers on behalf of patients qualifying for indigent care	\$ —	—	—
Payments to other providers for care of these patients	\$ —	—	—

See accompanying independent auditors' report.

UNIVERSITY OF NEW MEXICO BEHAVIORAL HEALTH OPERATIONS

Schedule of the Center's Proportionate Share of the Net Pension Liability

Last 10 Fiscal Years

The schedule of proportionate share of net pension liability and the schedule of employer contributions present multiyear trend information for the last 10 fiscal years. Fiscal year 2015 was the year of implementation, therefore, only three years are shown. Until a full 10-year trend is compiled, information for those years for which information is available will be presented.

	<u>2017</u>	<u>2016</u>	<u>2015</u>
Center's proportion of the net pension liability	0.04575 %	0.04516 %	0.05368 %
Center's proportionate share of the net pension liability	\$ 3,292,670	2,924,809	3,062,832
Center's covered-employee payroll	1,138,359	1,232,876	1,479,662
Center's proportionate share of the net pension liability as a percentage of its covered-employee payroll	289 %	237 %	207 %
Plan fiduciary net position as a percentage of the total pension liability	61.58 %	63.97 %	66.54 %

See accompanying independent auditors' report.

UNIVERSITY OF NEW MEXICO BEHAVIORAL HEALTH OPERATIONS

Schedule of Center Contributions

The schedule of proportionate share of net pension liability and the schedule of employer contributions present multiyear trend information for the last 10 fiscal years. Fiscal year 2015 was the year of implementation, therefore, only three years are shown. Until a full 10-year trend is compiled, information for those years for which information is available will be presented.

	Years ended June 30		
	2017	2016	2015
Contractually required contribution	\$ 173,387	169,077	203,627
Contributions in relation to the contractually required contribution	173,387	169,077	178,415
Contribution deficiency	\$ —	—	25,212
Center's covered-employee payroll	\$ 1,247,388	1,138,359	1,232,876
Contributions as a percentage of covered-employee payroll	13.90 %	14.85 %	14.47 %

See accompanying independent auditors' report.



KPMG LLP
Two Park Square, Suite 700
6565 Americas Parkway, N.E.
Albuquerque, NM 87110-8179

Independent Auditors' Report on Internal Control over Financial Reporting and on Compliance and Other Matters Based on an Audit of Financial Statements Performed in Accordance With *Government Auditing Standards*

The University of New Mexico Health Sciences Center
Board of Trustee and
Mr. Timothy Keller, New Mexico State Auditor

We have audited, in accordance with the auditing standards generally accepted in the United States of America and the standards applicable to financial audits contained in *Government Auditing Standards*, issued by the Comptroller General of the United States, the financial statements of the University of New Mexico Behavioral Health Operations (the Center), a division of the University of New Mexico, State of New Mexico, operated by the University of New Mexico Health Sciences Center Clinical Operations, organized as the University of New Mexico Behavioral Health Operations, which comprise the statement of net position as of June 30, 2017, and the related statements of revenues, expenses, and changes in net position and cash flows for the year then ended, and the related notes to the financial statements, and have issued our report thereon dated November 27, 2017.

Internal Control over Financial Reporting

In planning and performing our audit of the financial statements, we considered Center's internal control over financial reporting (internal control) to determine the audit procedures that are appropriate in the circumstances for the purpose of expressing our opinion on the financial statements, but not for the purpose of expressing an opinion on the effectiveness of Center's internal control. Accordingly, we do not express an opinion on the effectiveness of Center's internal control.

A deficiency in internal control exists when the design or operation of a control does not allow management or employees, in the normal course of performing their assigned functions, to prevent, or detect and correct, misstatements on a timely basis. A material weakness is a deficiency, or combination of deficiencies, in internal control, such that there is a reasonable possibility that a material misstatement of the entity's financial statements will not be prevented, or detected and corrected on a timely basis. A significant deficiency is a deficiency, or a combination of deficiencies, in internal control that is less severe than a material weakness, yet important enough to merit attention by those charged with governance.

Our consideration of internal control was for the limited purpose described in the first paragraph of this section and was not designed to identify all deficiencies in internal control that might be material weaknesses or significant deficiencies. Given these limitations, during our audit we did not identify any deficiencies in internal control that we consider to be material weaknesses. However, material weaknesses may exist that have not been identified.

Compliance and Other Matters

As part of obtaining reasonable assurance about whether the Center's financial statements are free from material misstatement, we performed tests of its compliance with certain provisions of laws, regulations, contracts, and grant agreements, noncompliance with which could have a direct and material effect on the determination of financial statement amounts. However, providing an opinion on compliance with those provisions was not an objective of our audit, and accordingly, we do not express such an opinion. The results of our tests disclosed no instances of noncompliance or other matters that are required to be reported under



Government Auditing Standards. We note a certain matter that is required to be reported per Section 12-6-5 NMSA 1978, that we have described in the accompanying schedule of findings and responses as item 2017-001.

The Center’s Response to the Finding

Center’s response to the finding identified in our audit is described in the accompanying schedule of findings and responses. The Center’s response was not subjected to the auditing procedures applied in the audit of the financial statements and, accordingly, we express no opinion on the response.

Purpose of this Report

The purpose of this report is solely to describe the scope of our testing of internal control and compliance and the results of that testing, and not to provide an opinion on the effectiveness of the Center’s internal control or on compliance. This report is an integral part of an audit performed in accordance with *Government Auditing Standards* in considering the Center’s internal control and compliance. Accordingly, this communication is not suitable for any other purpose.

— —
KPMG LLP

Albuquerque, New Mexico
November 27, 2017

UNIVERSITY OF NEW MEXICO BEHAVIORAL HEALTH OPERATIONS

Schedule of Findings and Responses

Year ended June 30, 2017

Other Findings as Required by Section 12-6 – 5 NMSA 1978

2017-001. Charity Care – Control Deficiency – UNM Behavioral Health Operations

Criteria

UNM Behavioral Health Operations provides care without charge or at amounts less than its established rates to patients who meet certain criteria under its financial assistance (charity care) policy. These amounts are deducted from gross patient revenue.

Condition

Of the five charity care samples we tested during the fiscal year 2017 audit, we identified one patient who was provided medical services under the charity care policy after that patient's eligibility period for charity care had expired.

Effect

UNM Behavioral Health Operations has inappropriately recognized this patient as eligible for charity care, which could result in an overstatement in charity care.

Cause

UNM Behavioral Health Operations did not consistently follow its charity care policies to ensure that appropriate documentation was in place at the time of service. For the specific patient in question UNM Behavioral Health did not verify that this patient was still eligible for charity care at the time of service.

Recommendation

We recommend that management educate employees about the University's financial assistance policies and implement controls to ensure that patients registered as eligible for charity care have the appropriate documentation in place at all times while they are receiving medical services under the charity care program.

Management's Response

This particular patient was being seen for a series of treatment encounters. During the course of the treatment, the patient's eligibility for charity care expired and was not renewed. The Finance Director for Behavioral Health Revenue Cycle Operations provided refresher training in September 2017 to all registration staff regarding the process for checking eligibility for every visit as well as scheduling patients with expired coverage to meet with a financial counselor to renew financial assistance coverage.

UNIVERSITY OF NEW MEXICO BEHAVIORAL HEALTH OPERATIONS

Summary Schedule of Prior Audit Findings

Year ended June 30, 2017

Finding 2016-001. Formalized Review of All Soarian Users – Other Matter

Current Status: Resolved

UNIVERSITY OF NEW MEXICO BEHAVIORAL HEALTH OPERATIONS

Exit Conference

Year ended June 30, 2017

The Center's management prepared the financial statements and is responsible for the contents.

An exit conference was conducted on September 27, 2017 with a member of the Finance and Audit Committee of the Board of Trustees and a member of the Center's management. During this meeting, the contents of this report were discussed.

University of New Mexico Behavioral Health Operations

Jerry McDowell, Chair, Finance/Audit Committee

Erik Lujan, Finance/Audit Committee Member

Nick Estes, Finance/Audit Committee Member

Steve McKernan, Chief Executive Officer, UNM Hospitals

Michael Chicarelli, Administrator, Professional and Support Services, UNM Hospitals

Ella Watt, Chief Financial Officer, UNM Hospitals

Julie Alliman, Controller, UNM Hospitals

Kimberly Clay, Finance Director, UNM Hospitals

Rodney McNease, Executive Director, UNM Hospitals Behavioral Health Operations

Sara Frasch, Human Resources Administrator, UNM Hospitals

Dr. Michael Gomez, Executive Physician, UNM Health Sciences Center

Dr. Jonathon Bolton, Department of Psychiatry

Purvi Mody, Chief Compliance Officer, UNM Health Systems

Manilal Patel, Director, Internal Audit, University of New Mexico

Michael Schwantes, Chief Financial Services Officer, UNM Health Sciences Center

Debra Owens, Administrative Assistant to CFO, UNM Hospitals

KPMG

John Kennedy, Partner, KPMG

Jaime Cavin, Senior Manager, KPMG

Ruth Senior, Manager, KPMG

BHO is responsible for the contents of the financial statements. KPMG LLP assisted with the preparation of the financial statements.